

Class Jewelry Online Order Exclusive

NORWOOD HIGH SCHOOL

FREE GIFT WITH YOUR CLASS JEWELRY PURCHASE

ONLINE PROMOTION ORDER DATES: 3/31/2021 - 4/13/2021

Order your class jewelry and receive YOUR CHOICE of a FREE Adidas Striker II Backpack, Custom Hoodie & Sweatpants Bundle OR Cleer Goal Wireless Earbuds (wireless charging case included).

****Not available on P-Rings or Tradewinds Collection****



Design your customized jewelry online
@ www.jostens.com

****Information packets with finger
sizers available in main office****



Jostens

JOSTENS RING SIZER GUIDE

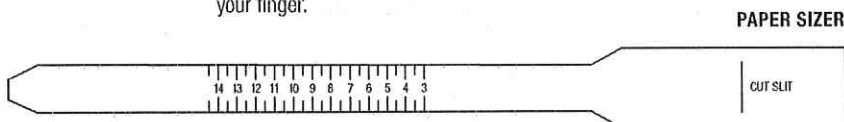
For accuracy, please ensure that you print this PDF at 100%

PAPER TEST

1. Cut out the paper sizer. Cut a small slit in the end for the ring sizer marks to slide through.
2. Slip the pointed end through the slit and place it around your finger.
3. For an accurate measurement, pull the end so it slides to a snug fit. Make sure that you are able to get this over your knuckle and back off your finger.
4. Read the number that lines up next to the slit. This is your ring size.


Tips: Be careful not to wrap the paper too tight. Aim for a comfortable, snug fit. For the most accuracy, have someone help you measure.

DOUBLE CHECK FOR ACCURACY.



STRING TEST

1. Cut a small piece of string, thicker thread or ribbon.
2. Wrap it snugly around your finger for an accurate measurement.
3. Compare your measurement with our ring sizing chart below.



YOUR RING SIZE	SIZE 3	SIZE 3.5	SIZE 4	SIZE 4.5	SIZE 5	SIZE 5.5	SIZE 6	SIZE 6.5	SIZE 7	SIZE 7.5	SIZE 8	SIZE 8.5
MEASUREMENT (MM)	43.9 MM	45.2 MM	46.5 MM	47.8 MM	49 MM	50.3 MM	51.6 MM	52.9 MM	54.2 MM	55.5 MM	56.9 MM	58.1 MM

YOUR RING SIZE	SIZE 9	SIZE 9.5	SIZE 10	SIZE 10.5	SIZE 11	SIZE 11.5	SIZE 12	SIZE 12.5	SIZE 13	SIZE 13.5	SIZE 14	SIZE 14.5
MEASUREMENT (MM)	59.4 MM	60.7 MM	62 MM	63.3 MM	64.4 MM	65.9 MM	67.2 MM	68.5 MM	69.8 MM	71.1 MM	72.4 MM	73.7 MM

Tips: Be careful not to wrap the string too tight. Aim for a comfortable, snug fit. For the most accuracy, have someone help you measure.

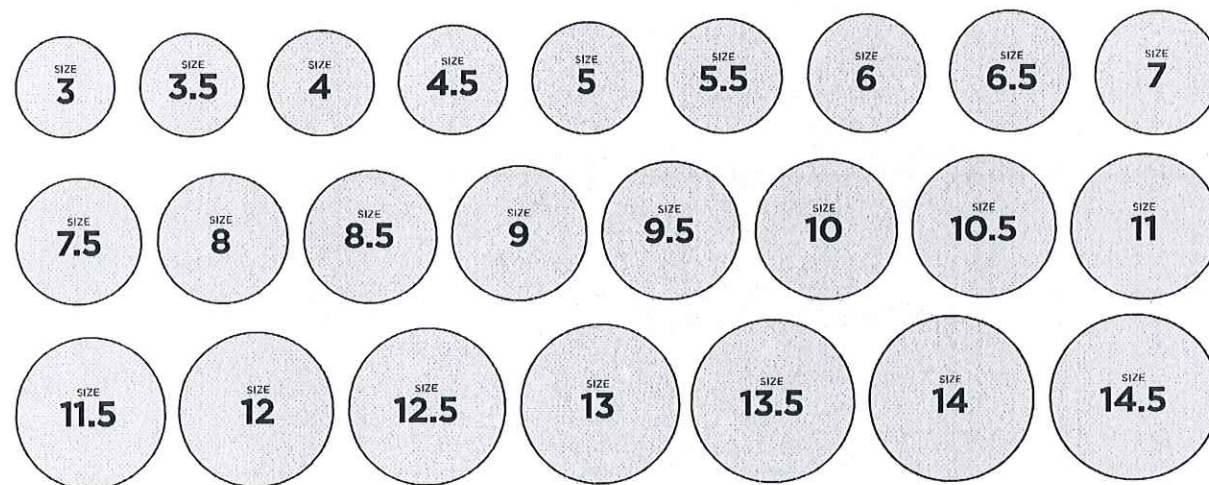
DOUBLE CHECK FOR ACCURACY.

EXISTING RING TEST

1. Choose a ring that fits the desired finger.
2. Match the inside edge of the ring with the closest circle.
3. The circle should fit inside of the ring. If the ring falls between two sizes, select the larger size.



DOUBLE CHECK FOR ACCURACY.



All rings purchased on Jostens.com come with a Limited Lifetime warranty which includes free ring resizing.
This Ring Sizer Guide serves as a guide to help you size your finger at home.

Jostens

©2020 Jostens, Inc. 202582