









Name: _____ Date: _____ Period: _____

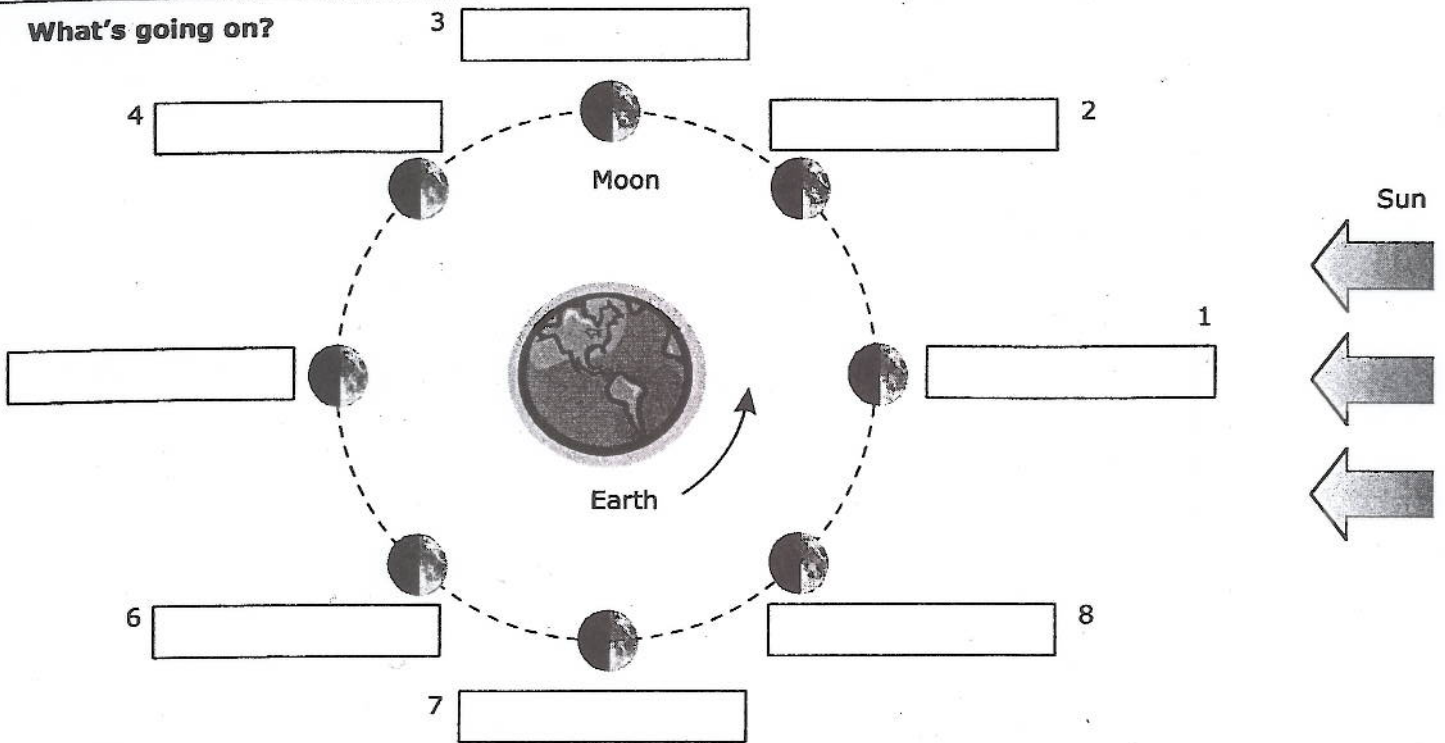
Moon Phase Worksheet

Identify the phase of each of the following moon pictures and describe how you know.

Picture	Phase name	How you know
		
		
		
		
		
		
		
		


The Phases of the Moon

What's going on?



Explanations:

8



Blank writing area with a dotted line for the first line.

7



Blank writing area with a dotted line for the first line.

6



Blank writing area with a dotted line for the first line.

1



Blank writing area with a dotted line for the first line.

5



Blank writing area with a dotted line for the first line.

2



Blank writing area with a dotted line for the first line.

3



Blank writing area with a dotted line for the first line.

4



Blank writing area with a dotted line for the first line.

Moon Anticipation Guide

1. True or False: The moon disappears during certain days of the month.
2. True or False: The moon changes its shape during the month, causing it to look different in the night sky
3. True or False: The moon produces its own light.
4. True or False: The moon revolves around the Earth
5. True or False: Sometimes the Moon receives no light from the sun
6. True or False: The same side of the moon always faces the Earth
7. True or False: The moon causes high and low tides
8. True or False: The phase of the moon shown below is a quarter moon

